



Dear Parents & Guardians,

Junior Infants have had a fun-filled, busy September! They are settling into big school wonderfully and making new friends. Together with Nicola & Sheena we have been learning some exciting new concepts and here is just a flavour of some of the fantastic new things we have discovered together:

**Literacy/Arts:** In Jolly Phonics we have already covered group 1 (S, A, T, I, P, N). We love to sing the action song, sounding out the phonic every day and then we try to think of words that begin with these sounds. It would be great if you wanted to try this at home too to help us reinforce our learning! \* Each child will be given an Our Sounds/Phonics Copy very soon which will have all the sounds as we complete them as well as the actions for the songs and some sample words

### How can you support the great explorers & learners at home?

**FYI: What is Jolly Phonics?** Jolly Phonics is an interactive child-centred approach to teaching literacy using synthetic phonics. (Sounds taught individually then blended to form words). There are ACTIONS/SONGS for each of the 42 letter sounds. This supports memory retention (Check the SOUNDS notebook)! This multi-sensory method is very motivating for VARK Learners (Visual, Aural, Read/Write or Kinaesthetic). The letter sounds are split into 7 groups- Hear individual letter sounds by tapping the links on each button...In Jolly Phonics, the 42 main sounds of English are taught; **not just the alphabet**. The video below goes through all of these sounds, in English. Alternatively, you can listen to any of the letter sounds by clicking on the icons below the video. [Click](#) the icons below to hear each letter sound in British English. Alternatively, you can download all 42 letter sounds by [clicking here](#).



Click the icons below to hear each letter sound in British English. Alternatively, you can download all 42 letter sounds by [clicking here](#).



Group 1



Group 2



Group 3



Group 4






**Group 5**



**Group 6**

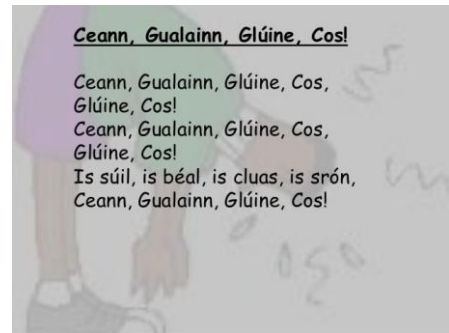


**Group 7**

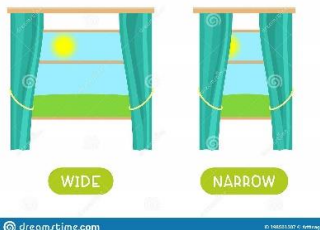


There are some great tips to be found here also- [Jolly Phonics Parent Teacher Guide.pdf](#) & [Phonics download S](#)

**Gaeilge:** The topics we have covered so far are Me Féin (Myself) and Ar Scoil (At school). We have learned some of our body parts and the things we use when we are at school. Our favourite Irish song is *Ceann, Gualainn, Glúine, Cos*. (Heads, shoulders, knees and toes.) Why not listen to the Amhrán together - <https://www.youtube.com/watch?v=6e6AvXD9ww>



### MATHS EYES!



narrow, narrower, narrowest etc.

In Maths we have been classifying, sorting and comparing different shapes and objects to see which ones are larger, smaller, wider, narrower, longer and shorter- So in the car, walking, whilst shopping or at home have fun by finding examples of different lengths, widths and so on. The concept is not an easy one to grasp

**SPHE/SESE/Ethical Ed:** As well as our core subjects we have also been learning a lot about the world around us. As you know from our Facebook page, we have been exploring in nature, making the most of the good weather and our outdoor classroom! We went for a nature walk and made a beautiful nature tray. We designed owl pictures. We have learned about our school and everything we have in it.

**Visitors/Aistear:** Garda Lee and Garda Brian came to visit us one day to talk about road safety. We heard the sirens on their motorbike and car. We were very excited!

**P.E.** We have also started GAA on Monday mornings with Jackie and we love it. So do not forget those runners!

We have been very busy, and it has been great fun! Looking forward to seeing what October brings. 😊

Sheena & Nicola.