



Welcome to NTMIK ETNS Newsletter:

We have come to the end of our First term together and what an eventful few months we have shared. The children have instilled a wonderful sense of curiosity, belonging and achievement into our new school. They all should be congratulated for making Newtownmountkenedy ETNS a caring, vibrant and stimulating place of learning and exploration. Held within these pages are just some of our shared highlights but as you are all aware we have an active Whatsapp group which details and demonstrates many of the wonderful key learnings achieved at School.

PARENTS THE INFORMATION YOU NEED

Physical Education:

TUESDAYS and FRIDAYS are our PE days. If the children could wear or bring in comfortable running shoes (Velcro is best as laces can be entangled) on both days that would be appreciated.

School contribution:

Many thanks to those who have forwarded this on. This helps greatly and is used for extras such as photocopying, art supplies & copies. We have been fortunate with Sponsorship for our outdoor Caterpillar and Outdoor Yard Markings and Interactive Whiteboard. I also would like to once more extend appreciation to all the Founding Parents whom have offered not only time and resources but also their personal expertise to help create our vibrant and caring school.

Homework folders:

On return from Mid-term Break the children will be bringing home a homework Folder- there will be a small amount of Phonics and maths each night. Remember it is important in the early years to establish positivity and routine. So try to get your child used to coming home, having a bit to eat and then dedicating a small amount of time to schoolwork. Remember holding a pencil correctly is a task in itself so they may find writing tiresome- point out what they are doing right and try and have fun (trace letters on your back first, then try it on the page etc.). You need only spend **10mins** at this.

SPHE (Social, Personal & Health Education):

SPHE is an extremely important part of School. This term the children discussed Feelings & Safety. In the new term, as part of this programme a little SPHE folder will be sent home routinely for parents to sign. It is important to take time and discuss the key learnings (Safe people etc.) with your child. Any questions please just ask.

I wish you all a safe, restful yet fun-filled Midterm Break!

Is Mise,
Nicola.





OUR GREAT EXPLORERS & LEARNERS

-JUNIOR INFANTS-



**THE FOUNDING CLASS OF 2019-2020
NEWTOWNMOUNTKENNEDY ETNS**





What is Jolly Phonics?

Jolly Phonics is an interactive child-centred approach to teaching literacy using synthetic phonics. (Sounds taught individually then blended to form words). There are ACTIONS/SONGS for each of the 42 letter sounds. This supports memory retention (Check the SOUNDS notebook)! This multi-sensory method is very motivating for VARK Learners (Visual, Aural, Read/Write or Kinaesthetic). The letter sounds are split into 7 groups-

Hear The Letter Sounds!

In Jolly Phonics, the 42 main sounds of English are taught; not just the alphabet. The video below goes through all of these sounds, in English. Alternatively, you can listen to any of the letter sounds by clicking on the icons below the video. Click the icons below to hear each letter sound in British English. Alternatively, you can download all 42 letter sounds by [clicking here](#).

 Group 1	s	a	t	i	p	n
 Group 2	ck	e	h	r	m	d
 Group 3	g	o	u	l	f	b
 Group 4	ai	j	oa	ie	ee	or
 Group 5	z	w	ng	v	oo	oo
 Group 6	y	x	ch	sh	th	th
 Group 7	qu	ou	oi	ue	er	ar





Try this out home! PHONICS IN ACTION- Look in the JOLLY PHONICS copy for Inspiration...



Having FUN with Phonics- INTERACTIVE LEARNING: Sounding out & tracing our letters on our friends backs to help use learn!

Useful websites

www.literative.com The leading provider of reading material for pre-school, kindergarten and grade 1 students available online. Excellent website!

www.ictgames.com/literacy.html Interactive games that help children develop writing skills, blend phonemes, recognise initial sounds, and improve letter formation.

www.mrsalphabet.com/alphabetrecognitionpoems.html Poems to help children learn upper and lower case letters.

<http://www.starfall.com/> This is an excellent website for helping your child to read.

<http://www.phonicsplay.co.uk/freeIndex.htm> To hear all the letter sounds click on the link below (in less than 3min you can practice all the letter sounds!)

Mr Thorne Does Phonics! Click on the links below to hear the letters and sounds to help your child with their phonics.

[Letter sounds](#)

[Letter names, sounds and words song](#)

[Phonics song](#)





The word **Aistear** is the Irish word for **journey** specially chosen as early childhood marks the beginning of children's lifelong learning journeys here at NTMK ETNS! The 4 key strands shown are essential life skills which infuse how learning is continually cultivated at our School.



Aistear is the key learning and teaching tool used to implement the primary school curriculum in infant classes at NTMK ETNS. This represents the early childhood curriculum framework for all children from 0-6 years.

What HAPPENS in the Classroom?

Each day, children play (c 40mins) with an emphasis on active learning and oral language development. When available a Learning Support teacher supports the Mainstream teacher. Curriculum subjects covered during Aistear include: **S.E.S.E., S.P.H.E., oral language, reading, writing, maths, art, music and drama.** During Aistear children are implementing their **numeracy** and **literacy skills** in a more meaningful way through the use of role play, games and real-life situations.

This term our 9 fantastic students explored AISTEAR using themes-

HOMES- The Three Little Pigs


What shapes to use?



Pre-designing our House



From Design to Product- Flaws!





Practising the Three Little Pigs Drama-

These Intelligent little learners used the Packaging from our New Mi-Touch Interactive Board to Design, construct, paint & decorate their House of BRICKS!

‘I’ll huff & I’ll Puff & I’ll blow your House down!’

“Oh no you won’t!”

PEOPLE WHO HELP US- The Doctors Surgery

The Doctor is in!

The work crew bring Oisín to A & E ...the children constructed the hospital bed using Polydrons. Using their Doctors Bag equipment they treated their patient and Oisín made a full recovery- Great teamwork!

*Note Health & Safety – James & Joshua wear their protective helmet & Hi- Vis Gear coming from the construction site.



Subh Milis was badly needed to keep spirits up for all the learning activities!

As Part of Aistear we also invited ‘Visitors to Our School’




Pat the Caretaker

Pauline the Bread Marker





ETHICAL EDUCATION:



LEARN TOGETHER TO LIVE TOGETHER

4 Strands: **Equality & Justice**; **Ethics & the Environment**; **Moral & Spiritual Development** & **Belief Systems**.

During our First Term- Using story we explored what Human Rights means. We found out that awareness of our own & others rights alongside caring for our invaluable Planet are very important! To understand ‘responsibility’ we started small by ensuring our school yard is litter free and by planting bee friendly plants & sowing bulbs. We always Recycle at School.

Our wonderful Parents helped so much by supplying - Time, flowers, bark mulch,



compost even pots!! We are just so lucky. This makes **VISIBLE** to each child a sense of community. Every small gesture matters- **LOOK** at our Thriving

Children’s **GARDEN!** **BEFORE** our Yard was just clay. With Care from our lovely pupils it came to Life – filled with Colour! This took Time & Effort-




We are a Creative crew at NTMK ETNS– and we used inspiration from a Parents design to create a colourful Adventure Trail Yard. For that we needed outside help.





BEFORE Tarmac made our school look a little grey!

Now it is filled with Vibrant Colour, learning & fun (Peep a Boo Joshua!)



OUR WONDERFUL EVER-LEARNING PUPILS:

Singing the ABC song as they travel the Sammy Snake (Erica & Lucia)

Others get fit & Moving on our Adventure Trail! (Go for it Oisín)

Whilst Our Circle Den is a good rest place from chasing (Ali, Joshua, Aaron & James)





NUMERACY & LITERACY:



OUR MORNING ACTIVITIES – (Stations to reinforce Literacy, Motor Movement & Numeracy skills)

Construction: A Team Effort



SORTING- One tray just isn't enough of a task for these two- let's try all four!



IMAGINATIVE PLAY- Ali adores getting Lunch ready for his Restaurant- Just Delicious!



JIGSAWS:

Help us with motor skills logical thinking
Whilst gaining a sense of success as we focus, sort, think and take our time create the Pirate ship



PEG BOARDS to help us strengthen MOTOR Skills, Hand & eye co-ordination and creativity!





GAINT POLYDRONS:



This CUBE CONSTRUCTION took a huge amount of team-work alongside Listening Skills in order to follow directions.

An impressive feat for any Junior infant- Well Done!

Yipiee!!! GAELIGE BEO!!! ABAIR LIOM

(Is mise: Myself; Caitheamh Aimsire: Hobbies; Oíche Shamhna: Halloween)

AMHRÁN agus DÁN



Lámh, lámh eile, a haon, a dó
Cos, cos eile, a haon, a dó,
Súil, súil eile, a haon, a dó,
Cluas, cluas eile, a haon, a dó,
Ceann, srón, béal is gruaig,
Is fiacla bána sa bhéal istigh!

Hé Hó, Mó Dhaideo!!!
Tá mé ag leim,
Tá mé ag léim,
Hé, hó, mo Dhaideo
Tá mé ag leim.





Tá mé ag rith,
Tá mé ag rith,
Hé, hó, mo Dhaideo
Tá mé ag ag rith,



Tá mé ag damhsa,
Tá mé ag damhsa,
Hé, hó, mo Dhaideo
Tá mé ag damsha!



Púca, púca, is mise an púca,
Púca, púca, a haon, a dó, a trí,
Seo í an oíche, Oíche Shamhna,
Adtéim ar cuairt chun do thí!

BOOOO!!! Tá eagla orm!”

